

NEBRASKA JUDICIAL BRANCH

Problem-Solving Courts

Annual “LB50” Report for
Calendar Year 2025



Neb. Rev. Stat. §24-1302

LB50, § 1(6)

June 1, 2026





Problem-Solving Courts Annual “LB50” Report

June 1, 2026

This report was completed in compliance with Neb. Rev. Stat. §24-1302, effective date September 2nd, 2023, temporarily enjoined on October 2nd, 2023, pending the outcome of litigation. On June 1st of each year, the State Court Administrator shall provide a report to the Legislature.

Problem-Solving Courts Origin and Authorization

Neb. Rev. Stat. §24-1301 (Problem-solving courts – alternatives to incarceration in Nebraska)

Neb. Rev. Stat. §29-2246 (Authorized probation personnel to operate problem-solving courts)

Neb. Rev. Stat. §§24-1301, 24-1302, and 29-2246 (Expanded definition of problem-solving courts to include Veterans Treatment Courts, Mental Health Courts, and Reentry Courts)

Neb. Rev. Stat. §6-1201, et seq. (Rules on problem-solving courts)

Acknowledgments

This report was produced by the Problem-Solving Courts (PSC) and Research and Data (R&D) teams in the Administrative Office of the Courts and Probation (AOCP). These teams work with the AOCP and its invested parties to provide relevant and valuable data for evidence-based decisions. The report is a collaborative effort based on the input and analysis of the following individuals:

PSC Team:

Bob Denton, *Deputy Administrator for Adult Probation and Rehabilitative Services*

Adam Jorgensen, *Assistant Deputy Administrator*

Tara Bos, *Problem-Solving Court Specialist*

Research and Data Team:

Hazel Delgado, *Director of Research and Data*

Brandon Holding, *Research and Data Specialist*

Rick Hixson, *Lead Report Analyst*

Justin Swartz, *Database Analyst and Manager*

Suggested citation:

Problem-Solving Court Team (2026). *Annual LB50 Report for Calendar Year 2025*. Nebraska Judicial Branch, June 2026.

Table of Contents

PROBLEM-SOLVING COURTS OVERVIEW	4
PROGRAM COMPLETION	5
Figure 1. Rates of Program Completion for All Adult PSCs, 2025	5
Table 1. Rates of Program Completion by PSC Model, 2025	6
Figure 2. Rates of Program Completion by PSC Model, 2025	6
Table 2. Rates of Program Completion for All Adult PSCs by District, 2025	7
Table 3. Rates of Program Completion for All Adult PSCs by Demographics, 2025	8
RECIDIVISM	8
Figure 3. Rates of Recidivism for All Adult Probationers, 2025	9
Figure 4. Rates of Recidivism for High-Risk Adult Probationers, 2025	9
Figure 5. Rates of Recidivism for All Adult PSCs, 2025	10
Table 4. Rates of Recidivism by PSC Model, 2025	10
Table 5. Rates of Recidivism for All Adult PSCs by District, 2025	11
Table 6. Rates of Recidivism for All Adult PSCs by Demographics, 2025	12
RETURN TO COURT	12
Table 7. Rates of Return to Court for All Adult PSCs, 2023, 2024, 2025	13
Table 8. Number of Return to Court Events for PSC Graduates by Offense Type, 2023, 2024, 2025	14
UNDERSERVED POPULATION	14
SERVICE EXPENSES AND NEEDS	16
Table 9. PSC Service Expenses by Quarter, 2025	16
FUNDING NEEDED	16
CONCLUSION	17
Future Challenges	17
APPENDIX 1	18
APPENDIX 2	19

PROBLEM-SOLVING COURTS OVERVIEW

Nebraska Problem-Solving Courts (PSC) are post-plea or post-adjudicatory intensive supervision treatment programs for high-risk, high-need individuals facing felony convictions. The program aims to reduce recidivism by fostering a comprehensive and coordinated court response using early intervention, appropriate treatment, intensive supervision, and consistent judicial oversight.

PSCs operate in all 12 Nebraska Judicial Districts (see for reference only, Appendix 1) within the district, county, or juvenile courts and include programs established for treating substance use, mental health, or individuals reentering the community from incarceration. Additional courts focus on young adults facing their first felony offense, juveniles needing substance use treatment, and families involved in the court system due to substance use or domestic violence. Current Nebraska PSC models include:

- Adult Drug and DUI Courts
- Veterans Treatment Court
- Reentry Court
- Young Adult Court
- Mental Health Court
- Juvenile Drug Court
- Family Treatment Court

There has been notable growth in both the participation rates and the population served by Nebraska PSCs, reflecting their expanding reach and impact within the community. Nebraska PSCs can only be established with the approval of the Nebraska Supreme Court (NSC). The Nebraska Supreme Court Committee on Problem-Solving Courts governs all Nebraska PSCs under the direction of the NSC. Most PSCs in Nebraska operate under the Administrative Office of the Courts and Probation (AOCP), except for the Adult Drug Court in Douglas County. Family Treatment Courts typically operate within both the Courts and the Department of Health and Human Services.

PSCs in Nebraska operate under a collaborative team approach that typically includes a judge, prosecutor, defense counsel, court coordinator, probation or supervision officer, law enforcement representative, treatment provider(s), behavioral health specialists, community resource specialists, mentors or peer specialists and depending on court type, family advocates or other relevant stakeholders. This multidisciplinary team designs and manages individualized programs for participants. Compliance with treatment and court orders is verified by frequent alcohol/drug testing, intensive community supervision, and ongoing interaction with a Judge during non-adversarial court review hearings.

In accordance with evidence-based research, all PSC participants are screened and assessed for substance use, criminogenic risk to reoffend, mental health concerns, trauma history, and trauma-related symptoms. All Nebraska PSCs adhere to approved Best Practice Standards specific to the court model, which are supported by research and approved by the NSC (<https://nebraskajudicial.gov/courts/problem-solving-courts/problem-solving-court-resources>). The population served is provided in Appendix 2.

Currently, Nebraska PSCs are working on completing the [2020-2025 Strategic Plan for Nebraska Problem-Solving Courts](#) (approved by the NSC in April 2020). This Strategic Plan seeks to ensure fidelity to evidence-based practices, develop a comprehensive and sustainable training strategy, improve participant access to services, grow and expand PSCs statewide, manage invested parties' relationships, and provide a competent and fair program to all participants. Nebraska's PSCs are dedicated to preparing courts for the future and using data to enhance court operations.

NOTE: A Pilot Mental Health Court is included in this report; their relatively recent implementation means that measurable outcomes are limited. Comprehensive data and analyses will be presented only where available, with outcomes of a small *n*. Juvenile Drug Courts and Family Treatment Courts have not been included in this report due to statutory limitations that exclude them from the scope of the current analysis. Data and findings presented herein exclusively pertain to adult PSC programs as mandated by the existing legislation.

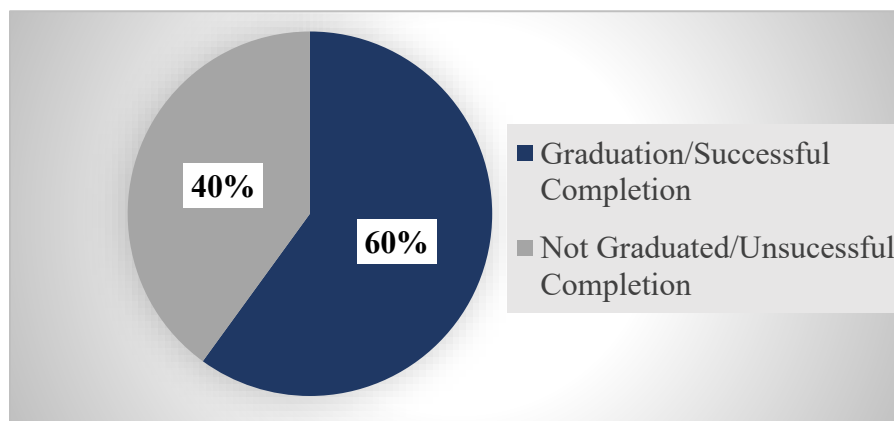
This report is for the calendar year January 1, 2025, through December 31, 2025.

PROGRAM COMPLETION

Program completion is determined by those individuals who successfully completed a PSC program (e.g., graduate) or those individuals who did not successfully complete a PSC program (e.g., did not graduate), in the calendar year from January 1, 2025, through December 31, 2025.

For all of Nebraska's adult PSCs, 485 individuals completed programs, either successfully or unsuccessfully. Of those individuals, 290 (60%) graduated or had a successful completion, while 195 (40%) were unsuccessful or did not graduate (see Figure 1).

Figure 1.
Rates of Program Completion for All Adult PSCs, 2025



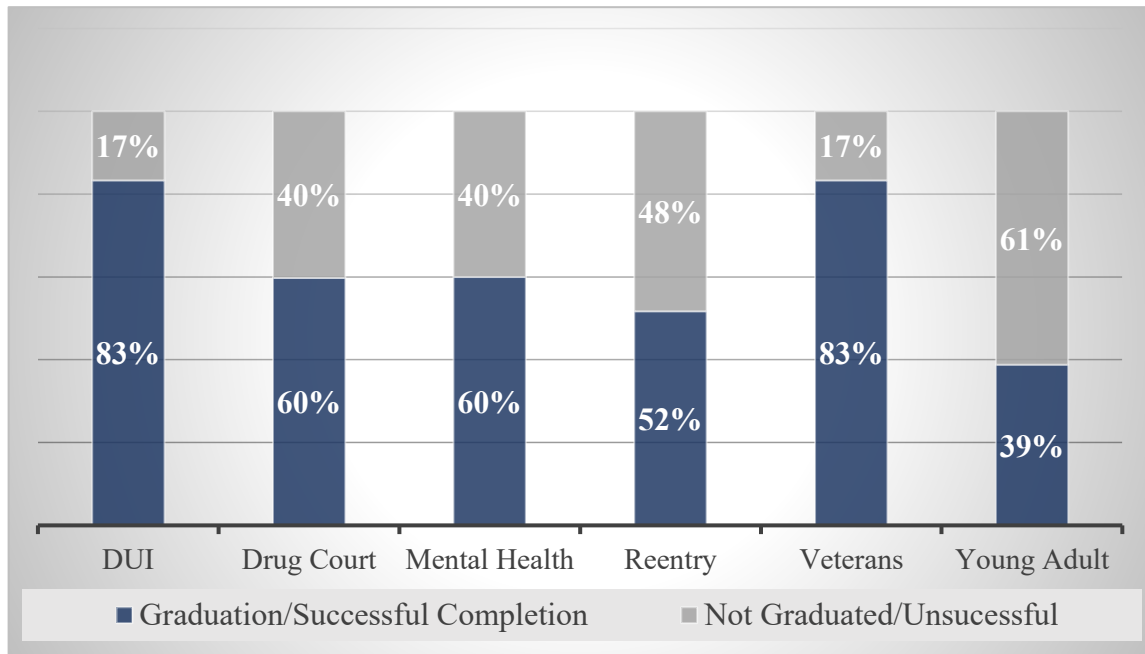
The following table summarizes program completion rates by each PSC model (see Table 1). Mental Health Treatment Courts have a relatively recent implementation, with their first participants entering the program in February 2021; consequently, outcomes have a small *n* and will change over time.

Table 1.
Rates of Program Completion by PSC Model, 2025

Court Type	Graduation/Successful Completion		Not Graduated/Unsuccessful Completion		Total
	Count	Rate	Count	Rate	
DUI	15	83%	3	17%	18
Drug Court	205	60%	138	40%	343
Mental Health	6	60%	4	40%	10
Reentry	15	52%	14	48%	29
Veterans	30	83%	6	17%	36
Young Adult	19	39%	30	61%	49
Total	290	60%	195	40%	485

The below stack chart summarizes program completions by each PSC model (see Figure 2). DUI Courts and Veterans Treatment Courts have the highest graduation or successful completion rate, while Young Adult Courts have the lowest graduation or successful completion rate in this calendar year.

Figure 2.
Rates of Program Completion by PSC Model, 2025



The following table summarizes program completions by each District (see Table 2). District 1 has the highest graduation or successful completion rate, while Districts 6 and 12 have the lowest graduation or successful completion rate, this calendar year. It should be noted that some districts have multiple court models included in completion data. For example, Districts 3 and 4 have multiple court models while District 7 only operates an adult drug court. Caution should be taken in comparing district completion rates.

Table 2.

Rates of Program Completion for All Adult PSCs by District, 2025

District	Graduation/Successful Completion		Not Graduated/Unsuccessful Completion		Total
1	21	84%	4	16%	25
2	31	65%	17	35%	48
3A	47	62%	29	38%	76
4A	80	50%	79	50%	159
5	22	67%	11	33%	33
6	5	38%	8	62%	13
7	19	70%	8	30%	27
8	5	50%	5	50%	10
9	34	76%	11	24%	45
10	5	50%	5	50%	10
11	14	67%	7	33%	21
12	7	39%	11	61%	18
Total	290	60%	195	40%	485

The following table summarizes program completions by demographics (see Table 3). Nebraska PSCs have a higher representation of white individuals than other demographic groups. Individuals who identify as Not Hispanic have a higher rate of graduation or successful completion when compared to individuals who identify as Hispanic. Males exhibit higher rates of graduation or successful competition than females. Individuals aged 45 – 54 demonstrate the highest graduation rates or successful competition.

Table 3.

Rates of Program Completion for All Adult PSCs by Demographics, 2025

Race	Graduation/Successful Completion		Not Graduated/Unsuccessful		Total
	Number of participants (n)	Percent of Participants (%)	Number of Participants (n)	Percent of Participants (%)	
American Indian or Alaskan Native	9	53%	8	47%	17
Asian Or Pacific Islander	5	71%	2	29%	7
Black	46	52%	42	48%	88
Other	26	57%	20	43%	46
White	204	62%	123	38%	327
Ethnicity					
Hispanic	41	56%	32	44%	73
Not Hispanic	249	60%	163	40%	412
Gender					
Female	92	57%	70	43%	162
Male	198	61%	125	39%	323
Age Ranges					
18-24	34	41%	49	59%	83
25-34	106	59%	74	41%	180
35-44	87	65%	47	35%	134
45 to 54	37	74%	13	26%	50
55 to 64	20	71%	8	29%	28
65 and Older	6	60%	4	40%	10

RECIDIVISM

The uniform definition of recidivism, as applied to adult individuals, for Nebraska State Probation and PSCs, is:

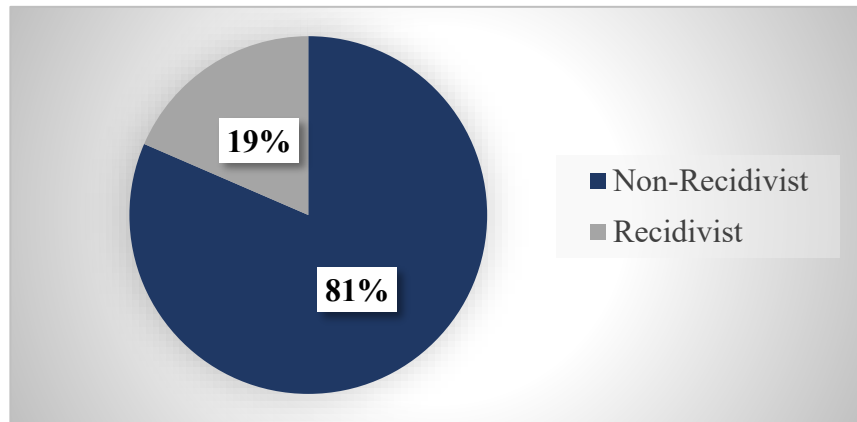
a final conviction of a Class I or II misdemeanor, a Class IV felony or above, or a Class W misdemeanor based on a violation of state law or an ordinance of any city or village enacted in conformance with state law, within 3 years of being successfully released (Neb. Ct. R. §1-1001).

Recidivism can only be measured for those individuals who were successfully released from a PSC three (3) years ago, plus one (1) day, to be correctly calculated. Therefore, some individuals have been discharged in 2022 and 2023.

Problem-Solving Courts are an alternative to incarceration and, therefore, a comparison to the recidivism rates of incarcerated individuals is a critical way to determine “the impact of problem-solving courts on recidivism rates in the state.” But, due to differences in the definitions of recidivism and access to corrections data, the best comparison available is to High-Risk Adult Probationers.

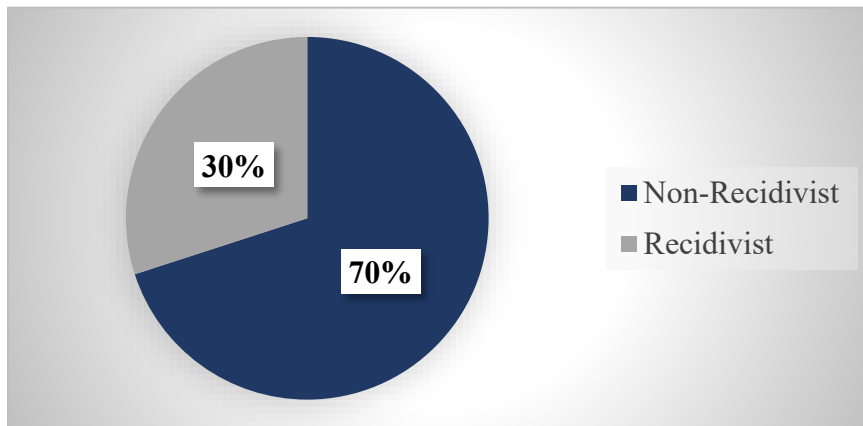
For the calendar year January 1, 2025, to December 31, 2025, for all adult probationers in Nebraska, 6,176 individuals met these criteria. Of those individuals, 5,036 (81.5%) did not recidivate, while 1,140 (18.5%) recidivated (see Figure 3).

Figure 3.
Rates of Recidivism for All Adult Probationers, 2025



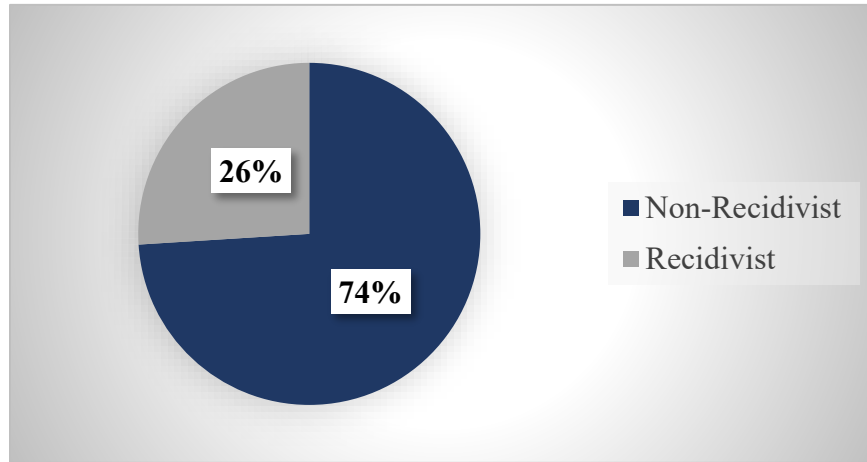
Of all adult probationers above, 2,552 had a total score greater than or equal to 20 on the LSCMI, categorizing them as high-risk to recidivate. Of those high-risk to recidivate individuals, 1,797 (70%) did not recidivate, while 755 (30%) recidivated (See Figure 4).

Figure 4.
Rates of Recidivism for High-Risk Adult Probationers, 2025



For the calendar year January 1, 2025, to December 31, 2025, for all of Nebraska's adult PSCs, 182 individuals meet the above-referenced recidivism criteria. Of those individuals, 135 (74%) did not recidivate, while 47 (26%) recidivated (see Figure 5).

Figure 5.
Rates of Recidivism for All Adult PSCs, 2025



The following table summarizes recidivism rates by each PSC model (see Table 4). Data with a small *n* are due to a low number of individuals, or no individuals, who have successfully been released from a PSC and have concluded the 3-year, plus one (1) day, monitoring period. This phenomenon is observable in Mental Health Court and DUI Court, with the DUI court having no recidivism data for this time period. Additionally, a small *n* this calendar year will change over time.

Table 4.
Rates of Recidivism by PSC Model, 2025

PSC Model	Non-Recidivist		Recidivist		Total
	Number of Participants (n)	Percent of Participants (%)	Number of Participants (n)	Percent of Participants (%)	
DUI	0	0%	0	0%	0
Drug Court	108	73%	39	27%	147
Mental Health	0	0%	1	100%	1
Reentry	4	67%	2	33%	6
Veterans	11	73%	4	27%	15
Young Adult	12	100%	0	0%	12
Total	135	75%	46	25%	181

Please note: Table 4 only shows *one year of data*. Consequently, the total numbers or *n*'s are low.

The following table summarizes recidivism rates by each District (see Table 5). Districts 12 and 4A have the lowest recidivism rates, while Districts 10 and 5 have the highest, this calendar year.

Table 5 shows rates of recidivism for all adult PSCs by District. It should be noted that some districts have multiple court models included in recidivism data. For example, Districts 3 and 4 have multiple court models while District 7 only operates an adult drug court. Caution should be taken in comparing district recidivism rates.

Table 5.
Rates of Recidivism for All Adult PSCs by District, 2025

District	Non-Recidivist		Recidivist		Total
	Number of Participants (n)	Percent of Participants (%)	Number of Participants (n)	Percent of Participants (%)	
1	11	73%	4	27%	15
2	6	67%	3	33%	9
3A	17	74%	6	26%	23
4A	47	89%	6	11%	53
5	7	58%	5	42%	12
6	4	67%	2	33%	6
7	7	64%	4	36%	11
8	6	75%	2	25%	8
10	8	57%	6	43%	14
11	6	75%	2	25%	8
12	2	100%	0	0%	2
Total	121	75%	40	25%	161

The following table summarizes recidivism rates by demographics (see Table 6). Nebraska PSCs have a higher representation of white individuals than other demographic groups. Individuals who identify as Hispanic have a higher rate of non-recidivism when compared to individuals who identify as Non-Hispanic. Although males are more frequently represented, females exhibit higher rates of non-recidivism. Individuals aged 25 to 34 demonstrate the highest rates of recidivism.

Table 6.

Rates of Recidivism for All Adult PSCs by Demographics, 2025

Race	Non-Recidivist		Recidivist		Total
	Number of participants (n)	Percent of Participants (%)	Number of Participants (n)	Percent of Participants (%)	
American Indian or Alaskan Native	2	67%	1	33%	3
Asian or Pacific Islander	1	100%	0	0%	1
Black	6	60%	4	40%	10
Other	14	74%	5	26%	19
White	112	75%	37	25%	149
Ethnicity					
Hispanic	16	80%	4	20%	20
Not Hispanic	119	73%	43	27%	162
Gender					
Female	53	77%	16	23%	69
Male	82	73%	31	27%	113
Age Ranges					
18-24	24	75%	8	25%	32
25-34	48	71%	20	29%	68
35-44	37	74%	13	26%	50
45 to 54	14	82%	3	18%	17
55 to 64	9	75%	3	25%	12
65 and Older	3	100%	0	0%	3

RETURN TO COURT

The definition of return to court, as applied to adult individuals, for Nebraska State Probation and PSCs, is:

a final conviction of a new offense, in any criminal court excluding traffic, after supervision terminates, or after PSC participation is completed.

Three years of data regarding return to court are outlined below (see Table 7). Across all years, individuals who graduate or successfully complete the PSC program have the lowest return to court rates. Interpretation of year-to-year patterns should be made cautiously, as individuals exiting in earlier years have had a longer opportunity to engage in new criminal behavior and to have a subsequent criminal conviction.

For the calendar year January 1, 2023, to December 31, 2023, for all adult PSC participants in Nebraska, 454 individuals exited a PSC program, with 271 successfully exiting and 183 unsuccessfully exiting. Of those individuals exiting successfully in 2023, 190 (70%) have not returned to court as of May 2026, while 81 (30%) have returned to court. For individuals exiting

unsuccessfully in 2023, 60 (33%) have not returned to court as of May 2026, while 123 (67%) have returned to court.

For the calendar year January 1, 2024, to December 31, 2024, for all adult PSC participants in Nebraska, 445 individuals exited a PSC program, with 258 successfully exiting and 187 unsuccessfully exiting. Of those individuals exiting successfully in 2024, 211 (82%) have not returned to court as of May 2026, while 47 (18%) have returned to court. For individuals exiting unsuccessfully in 2024, 85 (45%) have not returned to court as of May 2026, while 102 (55%) have returned to court.

For the calendar year January 1, 2025, to December 31, 2025, for all adult PSC participants in Nebraska, 485 individuals exited a PSC program, with 290 successfully exiting and 195 unsuccessfully exiting. Of those individuals exiting successfully in 2025, 254 (88%) have not returned to court as of May 2026, while 36 (12%) have returned to court. For individuals exiting unsuccessfully in 2025, 108 (55%) have not returned to court as of May 2026, while 87 (45%) have returned to court.

Table 7.

Rates of Return to Court for All Adult PSCs, 2023, 2024, 2025

	No Return		Return		Total
	Number of Participants (n)	Percent of Participants (%)	Number of Participants (n)	Percent of Participants (%)	
2023					
Graduated/Successful Completion	190	70%	81	30%	271
Not Graduated/Unsuccessful Completion	60	33%	123	67%	183
2024					
Graduated/Successful Completion	211	82%	47	18%	258
Not Graduated/Unsuccessful Completion	85	45%	102	55%	187
2025					
Graduated/Successful Completion	254	88%	36	12%	290
Not Graduated/Unsuccessful Completion	108	55%	87	45%	195
Total	908	66%	476	34%	1,384

Table 8 provides additional information regarding the convictions included in the above return to court data. Table 8 reflects return to court events rather than unique individuals, for individuals graduating or successfully exiting a Nebraska PSC program. As a result, one participant may have multiple return to court events if they incurred more than one guilty charge following program completion. For example, although there were 81 graduates in Table 7 with a return to court outcome in 2023, Table 8 includes 172 return to court events because some individuals had multiple qualifying convictions. It is important to note that more than half of these return to court events involved lower-level convictions that would not be captured under the Judicial Branch’s recidivism definition, this shows that the return to court rates cannot and should not be interpreted as equivalent to recidivism.

Table 8.

Number of Return to Court Events for PSC Graduates by Offense Type, 2023, 2024, 2025

Offense Type		2023	2024	2025	Total
Felony	2	3	0	0	3
	2A	2	4	0	6
	3A	6	2	3	11
	4	13	10	2	25
Misdemeanor	1	36	10	7	53
	2	25	6	5	36
	3	32	13	7	52
	4	5	7	3	15
	5	1	2	2	5
	W	10	3	4	17
Infraction		16	6	4	26
City Ordinance		23	10	11	44
Total		172	73	48	293

UNDERSERVED POPULATION

While Nebraska has access to a strong network of PSCs, opportunities for further use continue to exist. It is important to note that two conditions must exist to sustain a PSC: participants who meet the target population for the program, and available resources to support the PSC including team members and treatment services. Nebraska PSCs are committed to following Best Practice Standards regarding the program's target population and the importance of all required team members. Additionally, using data to drive decision-making and including invested parties in decision-making regarding the future of PSCs will maximize the use of resources and provide participants with the best opportunity for success.

To determine opportunities for further use of PSCs, the R&D Team in the AOCPC produced the Problem-Solving Court Needs Assessment Phase 1 in September 2022, which focused on the demand for PSCs (potential participants) and Problem-Solving Court Needs Assessment Phase 2 in March 2023, which focused on the interest and willingness of key stakeholders to participate in Nebraska PSC programs.

Determining the number of potential PSC participants is challenging. Nebraska Adult PSC programs all share the following eligibility criteria: adults charged with a felony, charged and residing in Nebraska, who are high-risk to recidivate based on a validated assessment tool and high-need as supported by a clinical evaluation (or otherwise indicated, based on court type). Individual courts determine additional eligibility requirements, which vary across the state. While felony filing information is relatively accessible, appropriateness for the programs cannot be determined without information regarding risk and need levels. This information is only identified in the current system following a referral to a PSC. Problem-Solving Court Needs Assessment Phase 1, completed in September 2022, found that 4.2% of potentially eligible felony filings are admitted to a PSC. Based on available information, it is difficult to know how many of the

remaining 95.8% of felony filings are ultimately dismissed, are served in a diversion program, or do not meet the eligibility criteria regarding risk and/or need.

Judicial and supervision resources are often the focus of requests for new courts and, while they are essential elements of a PSC program, they are not the only resources needed to support a PSC in alignment with approved Best Practice Standards. County attorneys, defense attorneys, law enforcement personnel and treatment providers are essential to a successful PSC. Problem-Solving Court Needs Assessment Phase 2, completed in March 2023, found a statewide interest in expanding PSCs by necessary stakeholders. To gain more information regarding the interest, willingness and needs to support expansion, the NSC had convened a Problem-Solving Court Summit in May 2024, including representatives of all required team members, to work on identifying what is needed to expand PSCs collaboratively. Following pre-Summit data collection and the in-person meeting, four priorities were identified, and workgroups were developed. Each group worked over the summer to produce final recommendations in September 2024. At a minimum, these efforts will be utilized in the development of a new Nebraska Problem-Solving Court Strategic Plan.

Currently, at least one PSC operates in each of the 12 Judicial Districts; however, several Nebraska Counties do not have access to any PSC due to geographic challenges. Adult Drug Courts are the most prevalent and accessible court model. Nebraska is a largely rural state; therefore, not all counties can support a standalone PSC. To best use available resources, some Adult Drug Court locations serve multiple counties within a district, some Adult Drug Court locations serve a single county, and some counties do not have access to an Adult Drug Court. In addition, some Nebraska counties do not have access to PSC programs due to a lack of county attorney support.

Additional specialized court types are concentrated in the more populated districts, limiting access to PSCs for individuals who do not have a substance use disorder but could be served in a different specialty court based on their location. These courts are as follows:

- Veteran's Treatment Court (Douglas, Lancaster, Sarpy, Hall, Buffalo, and Adams Counties)
- Reentry Court (Sarpy, Hall and Dodge Counties)
- DUI Court (Lancaster and Scotts Bluff Counties)
- Young Adult Court (Douglas County)
- Mental Health Court (Sarpy County)
- Juvenile Drug Court (Sarpy County)
- Family Treatment Court (Lancaster County)

In an attempt to target underserved areas, a new Adult Drug Court in Platte County, and a Reentry Court in Dodge County were established in 2024.

SERVICE EXPENSES AND NEEDS

The operation of PSCs in Nebraska requires system-wide collaboration. The 2025 Calendar Year service expenses associated with PSC have been tabulated to provide a general breakdown of money spent for each service type. Table 9 (see below) delineates PSC services' quarterly and annual expenses, revealing significant financial investments toward the success of PSC participants.

Table 9.

PSC Service Expenses by Quarter, 2025

Service	Quarter 1	Quarter 2	Quarter 3	Quarter 4	Total
Adult Evaluation	\$19,362.00	\$12,529.00	\$26,387.00	\$15,329.00	\$73,607.00
Adult Treatment	\$209,048.00	\$302,213.50	\$262,680.75	\$182,736.25	\$956,678.50
Supportive Services	\$17,904.00	\$10,713.75	\$10,484.75	\$13,053.25	\$52,155.75
Transitional Living	\$407,028.00	\$367,777.00	\$336,794.00	\$377,251.00	\$1,488,850.00
Total Expense	\$653,342.00	\$693,233.25	\$636,346.50	\$588,369.50	\$2,571,291.25

For example (in Table 9), supportive services incurred the lowest total expense throughout the year. Quarter 2 had the highest expenditure. Transitional living, on the other hand, incurred the highest total expense over the year, with the highest expense being in Quarter 1.

FUNDING NEEDED

The average per-day cost to supervise a PSC participant is approximately \$13.71. The approximate cost per day to supervise an individual is based on the total cost of probation personnel and operating expenses divided by the total population of individuals supervised, which varies yearly.

PSCs are funded through a combination of General Funds and Cash Funds. Cash Fund revenue is generated by monthly fees individuals pay when placed on probation or PSC. The base General Fund PSC appropriations for Fiscal Year 2026 are \$8,594,532. This amount does not include the county's costs regarding county attorneys, defense attorneys, law enforcement, and their participation in PSC teams.

Per Neb. Rev. Stat. §29-2259(5), each county shall provide office space and necessary facilities for probation officers performing their official duties and shall bear the costs incident to maintenance of such offices other than salaries, travel expenses, and data processing and word processing hardware and software that is provided on the state computer network.

Additional funding will be needed to properly resource existing PSCs and examine potential expansion opportunities. Nebraska is in the process of closing out the [2020-2025 Strategic Plan for Nebraska Problem-Solving Courts](#) (approved by the NSC in April 2020). This Strategic Plan seeks to ensure fidelity to evidence-based practices, develop a comprehensive and sustainable training strategy, improve participant access to services, grow and expand PSCs statewide, manage invested parties' relationships, and provide a competent and fair program to all participants.

Nebraska's PSCs are dedicated to preparing courts for the future and using data to enhance court operations. Technical assistance was obtained to develop a new strategic plan for Nebraska Problem-Solving Courts. Due to federal funding cuts, this technical assistance was lost. Additional funding will be needed to develop a new strategic plan to guide Nebraska Problem-Solving Courts into the future.

CONCLUSION

This report has detailed the results of PSCs in Nebraska and their outcomes with specific reference to recent stipulations in Neb. Rev. Stat. §24-1302, LB50. Nebraska PSCs show promise for the future, with positive outcomes for the courts and participants. A few of those outcomes, as described previously, are noted below.

The completion rates of Nebraska PSCs show success. In 2025, 60% of PSC participants completed their programs. The DUI Court and Veterans Treatment Courts showed the highest success rates. This shows an overall trend with PSCs in providing the necessary support and resources for participants to fulfill completion requirements while adjusting their behaviors to reduce future court involvement.

Nebraska PSCs have demonstrated significant impacts on recidivism among high-risk to recidivate individuals. For 2025, 74% of participants in all adult PSCs did not recidivate, while 26% recidivated, providing evidence for the effectiveness of these highly specialized courts. This was especially pronounced compared to the general high-risk to recidivate population, with 70% of probationers who did not recidivate, while 30% recidivated. The long-term value and impact of PSCs on participants and the judicial system broadly are unequivocally evident.

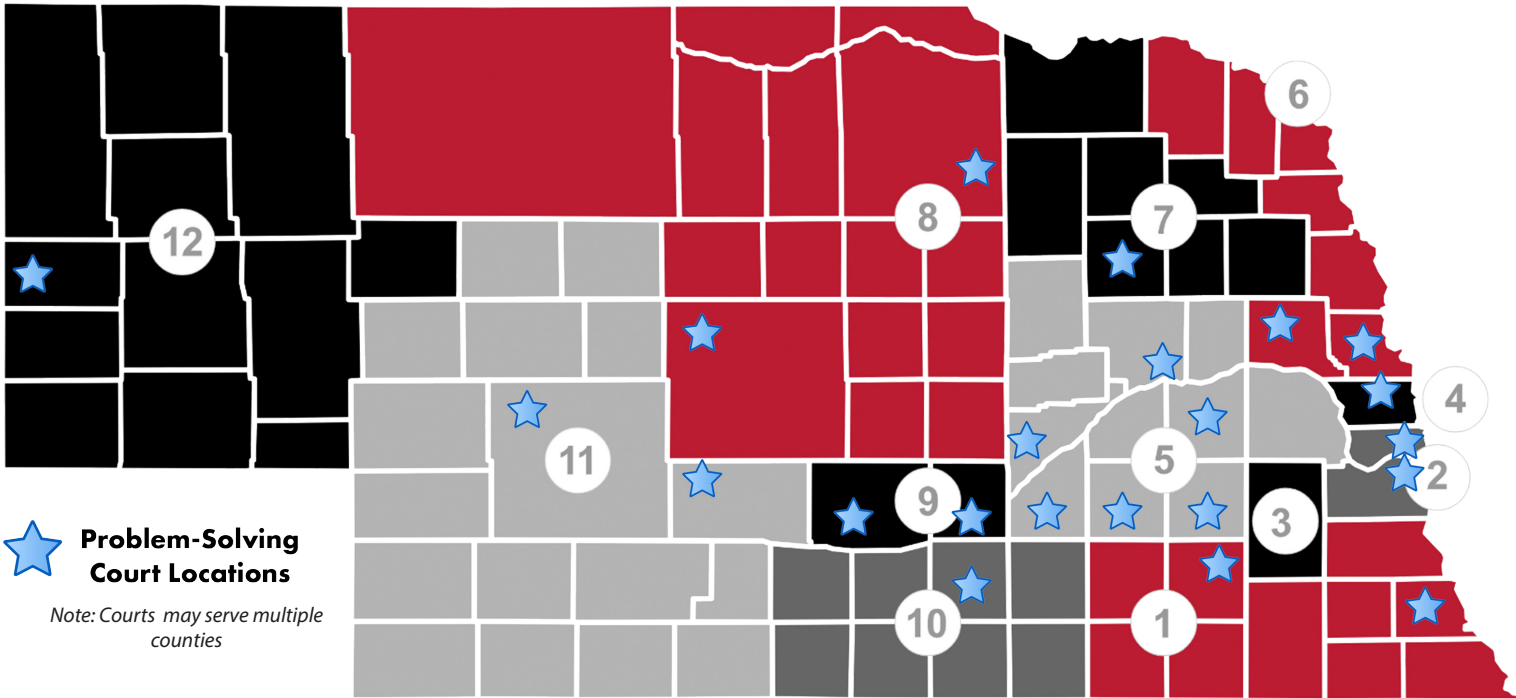
Despite progress, areas need improvement in the accessibility and use of PSCs. For example, geographic regions and demographic groups are underserved due to resource limitations (the possibility of services) and logistical (the application of resources) challenges. Addressing such gaps is critical to creating a future with equitable justice for all eligible Nebraskans.

The cost of a PSC participant is \$13.71 each day. The base General Fund appropriation allotted for PSCs for Fiscal Year 2026 amounted to \$8,594,532. Additional funding will be needed to properly resource existing PSCs and examine potential expansion opportunities.

Future Challenges

Nebraska's commitment to improving and expanding PSCs is clear, and if history is any guide, integrating essential data elements supports several positive outcomes. Continuous engagement of PSC participants and court personnel is essential. The development of a new Strategic Plan for 2026 – 2031 is necessary to imagine an increasingly fair and equitable future for all involved in the courts. This provides better access to a justice system for everyone in the courts, its personnel, those it services, and Nebraskans broadly.

State of Nebraska Problem-Solving Courts Map



District 1 *Coordinator: Christina Reece*

Southeast Nebraska Adult Drug Court: Nemaha Co. (Auburn), Saline Co. (Wilber)

District 2 *Coordinators: Creston Ashburn, Heather Moran*

Sarpy County Adult Drug Court: Sarpy Co. (Papillion)
 Sarpy County Reentry Court: Sarpy Co. (Papillion)
 Sarpy County Wellness Court (Pilot): Sarpy Co. (Papillion)
 Sarpy County Juvenile Drug Court: Sarpy Co. (Papillion)
 Second Judicial District Veterans Treatment Court (Papillion)
 Cass County Adult Drug Court: Cass Co. (Plattsmouth)

District 3 *Coordinators: Dean Rohwer, Jordan Boies, Taileigh Sorensen*

Lancaster County Veterans Treatment Court: Lancaster Co. (Lincoln)
 Lancaster County Adult Drug Court: Lancaster Co. (Lincoln)
 Lancaster County DUI Court (Pilot): Lancaster Co. (Lincoln)
 Lancaster County Family Treatment Courts (2): Lancaster Co (Lincoln)

District 4 *Coordinators: Teresa Noah, Rob Owens*

Douglas County Veterans Treatment Court: Douglas Co. (Omaha)
 Douglas County Young Adult Court: Douglas Co. (Omaha)
 Douglas County Adult Drug Court: Douglas Co. (Omaha)

District 5 *Coordinators: Mel Lueders, Sarah Ryba*

5th Judicial District Problem-Solving Court: : Colfax, Butler and Saunders Co. (David City), Hamilton and Merrick Co. (Aurora and Central City), York and Seward Co. (York and Seward), and Platte Co. (Columbus)

District 6 *Coordinator: Beau Godwin*

District 6 Adult Drug Court: Dodge Co. (Fremont), Washington Co. & Burt Co. (Blair)
 District 6 Reentry Court: Dodge Co. (Fremont)

District 7 *Coordinator: Matt McManigal*

Northeast Nebraska Adult Drug Court: Madison Co. (Madison) serving Madison, Pierce, Wayne, Cumming, Antelope, and Knox Counties

District 8 *Coordinator: Doug Stanton*

North Central Adult Drug Court: Holt Co. (O'Neill), Custer Co. (Broken Bow)

District 9 *Coordinators: Susan Huber, Angela Smith*

Hall County Reentry Court: Hall Co. (Grand Island)
 Central Nebraska Veterans Treatment Court: Hall Co. (Grand Island), Buffalo Co. (Kearney)
 Central Nebraska Adult Drug Court: Hall Co. (Grand Island), Buffalo Co. (Kearney)

District 10 *Coordinators: Susan Huber, Angela Smith*

Central Nebraska Veterans Treatment Court: Adams Co. (Hastings)
 Central Nebraska Adult Drug Court: Adams Co. (Hastings)

District 11 *Coordinator: Jennifer Howerter*

Midwest Nebraska Problem-Solving Court: Dawson Co. (Lexington), Lincoln Co. (North Platte)

District 12 *Coordinator: Andee Hardesty*

Scotts Bluff County Adult Drug Court: Scotts Bluff Co. (Gering) Scotts Bluff County DUI Court (Pilot): Scotts Bluff Co. (Gering)



APPENDIX 2

Total served both In Program and Referral Calendar Year 2025

Problem Solving Court Name	Number of Probationers
Cass County Adult Drug Court	28
Central Nebraska Adult Drug Court	124
Central Nebraska Veterans Treatment Court	20
District 6 Adult Drug Court	44
District 6 Reentry Court	4
Douglas County Adult Drug Court	350
Douglas County Veterans Treatment Court	48
Douglas County Young Adult Court	121
Fifth (5th) District Problem Solving Court	162
Hall County Reentry Court	35
Lancaster County Adult Drug Court	263
Lancaster County DUI Court	66
Lancaster County Veterans Treatment Court	29
Midwest Nebraska Adult Drug Court	65
North Central Adult Drug Court	44
Northeast Nebraska Adult Drug Court	68
Sarpy County Adult Drug Court	106
Sarpy County Juvenile Drug Court	11
Sarpy County Reentry Court	47
Sarpy County Wellness Court	49
Scotts Bluff County Adult Drug Court	37
Scotts Bluff County DUI Court	2
Second Judicial District Veterans Treatment Court	20
Southeast Nebraska Adult Drug Court	78
	1
Overall - Total	1822



Problem-Solving Courts Research and Data

Administrative Office of the Courts and Probation
Nebraska State Capitol Building, Room 1209
Lincoln, NE 68510