

NEBRASKA

Good Life. Great Mission.

DEPT. OF HEALTH AND HUMAN SERVICES



Jim Pillen, Governor

January 17, 2024

Mr. Brandon Metzler
Clerk of the Legislature
State Capitol Room 2028
Lincoln, NE 68509

Subject: YRTC Operations Plan and Key Performance Indicators Report

Dear Mr. Metzler:

Nebraska Revised Statute § 43-427 requires the Department to submit an annual report electronically to the Clerk of the Legislature regarding the operations plan and key performance indicators.

Sincerely,

A handwritten signature in blue ink that reads "Alyssa L. Bish".

Alyssa Bish, Director
Division of Children and Family Services

Attachment

Division of Children and Family Services

YRTC Operations Plan and Key Performance Indicators Report

December 2023

Neb. Rev. Stat. § 43-427(3)

Overview

The Department of Health and Human Services (DHHS) continues to make progress on the DHHS Five-Year Strategic Operations Plan, originally published on March 9, 2021. During this reporting period, there has been a reduction in assaultive behaviors, confinement, and peer-to-peer behaviors, all of which reflect a positive trend in continuous quality improvement.

As the Youth Rehabilitation and Treatment Centers (YRTC) continue to work toward transformation into a primary treatment model, emphasis has been placed on the mental health and behavioral programs that are being offered at each of the facilities. YRTC clinical staff have continued to expand their skill set by engaging in training specific to the needs of our youth, including specialized training to work with youth who sexually harm, expansion of trauma-informed and responsive interventions and programming, and expansion of skills needed to work with youth experiencing co-occurring substance use and mental health disorders. Clinical staff provide individual training for both new staff and existing staff to strengthen their skills to support youth in their daily work. These skills are critical when intervening with youth during a crisis. Members of clinical leadership and facility administrators at the YRTCs work collaboratively to ensure that the therapeutic interventions and programming in place meet the complex needs of youth. Clinicians are involved in all levels of programming at the YRTCs and work collaboratively as part of a multi-disciplinary team.

Operations Plan Update

YRTC-Hastings

- All buildings scheduled for demolition were completed.
- A greenhouse was installed with solar panels and a wind turbine.
- Additional security cameras were installed in offices and outside locations across campus.
- A temporary building was installed for DHHS offices on the northeast side of campus.
- Narcotics Anonymous and Alcoholics Anonymous meetings are being offered to the youth at an off-campus location.
- Cosmetology classes are now being offered as part of the curriculum in the school.

YRTC-Kearney

- Morton Living Unit has been closed, and the asbestos removal was completed in preparation for the new building to be constructed.
- The maintenance building received a new roof.
- A lawn sprinkler system was installed in front of the Administration Building.
- A new roof was installed on the storage building for lawn equipment storage.
- The maintenance shop was painted.
- A new air conditioning unit was installed in the technology room in the Administration Building.

YRTC-Lincoln

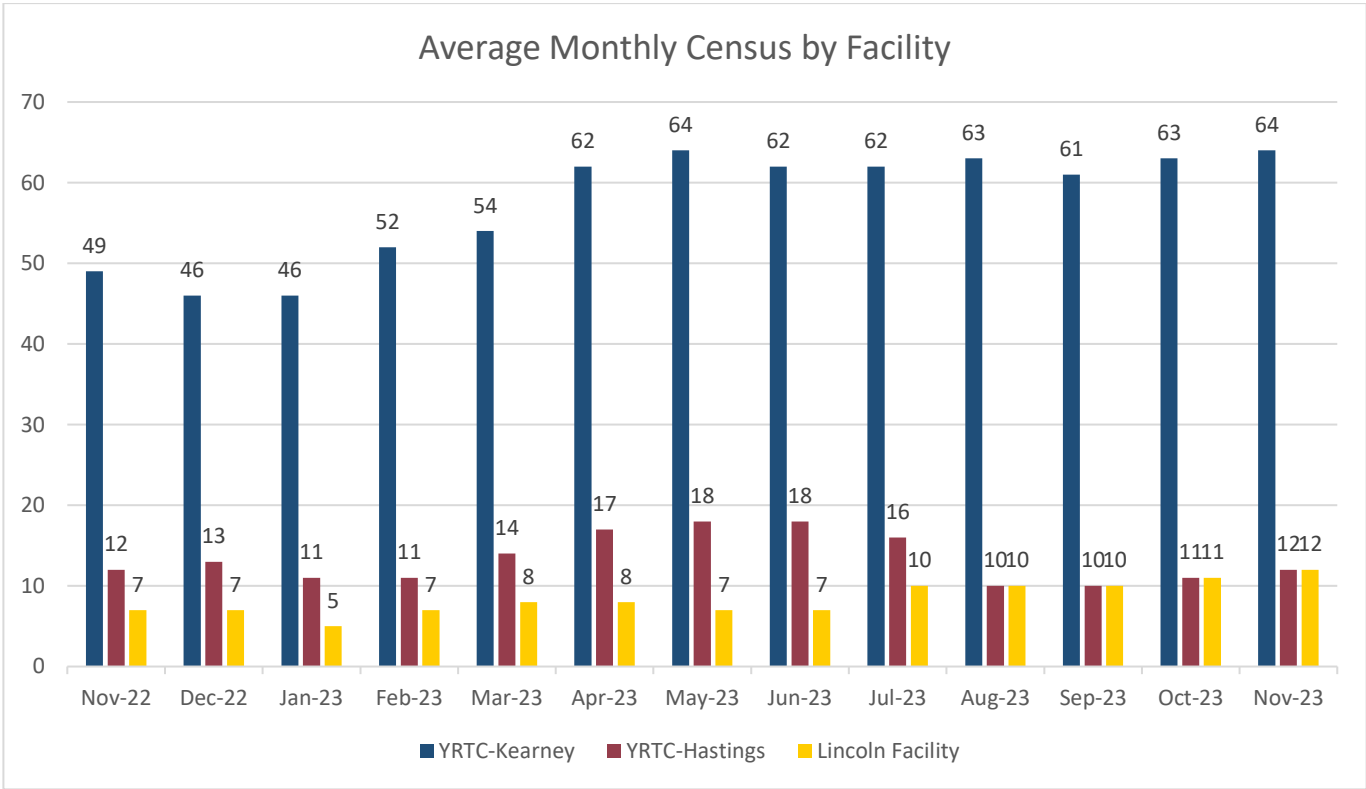
YRTC-Lincoln is a leased facility from Lancaster County, and all facility issues or improvements are addressed by Lancaster County.

Key Performance Indicators

The tables below show performance indicators in the following categories: Census, Youth to Staff Assaults, Youth to Youth Assaults, Escapes, and Confinement data from the YRTC facilities.

Census

The below graph shows the average monthly census at the YRTC-Kearney, YRTC-Hastings, and YRTC-Lincoln facilities. YRTC-Kearney had a 39% increase, and YRTC-Lincoln had a 71% increase in the monthly average census from November 2022 to November 2023. YRTC-Hastings had a decrease of 25% during the same time frame, but did experience an increase of 50% for the months of April through July.



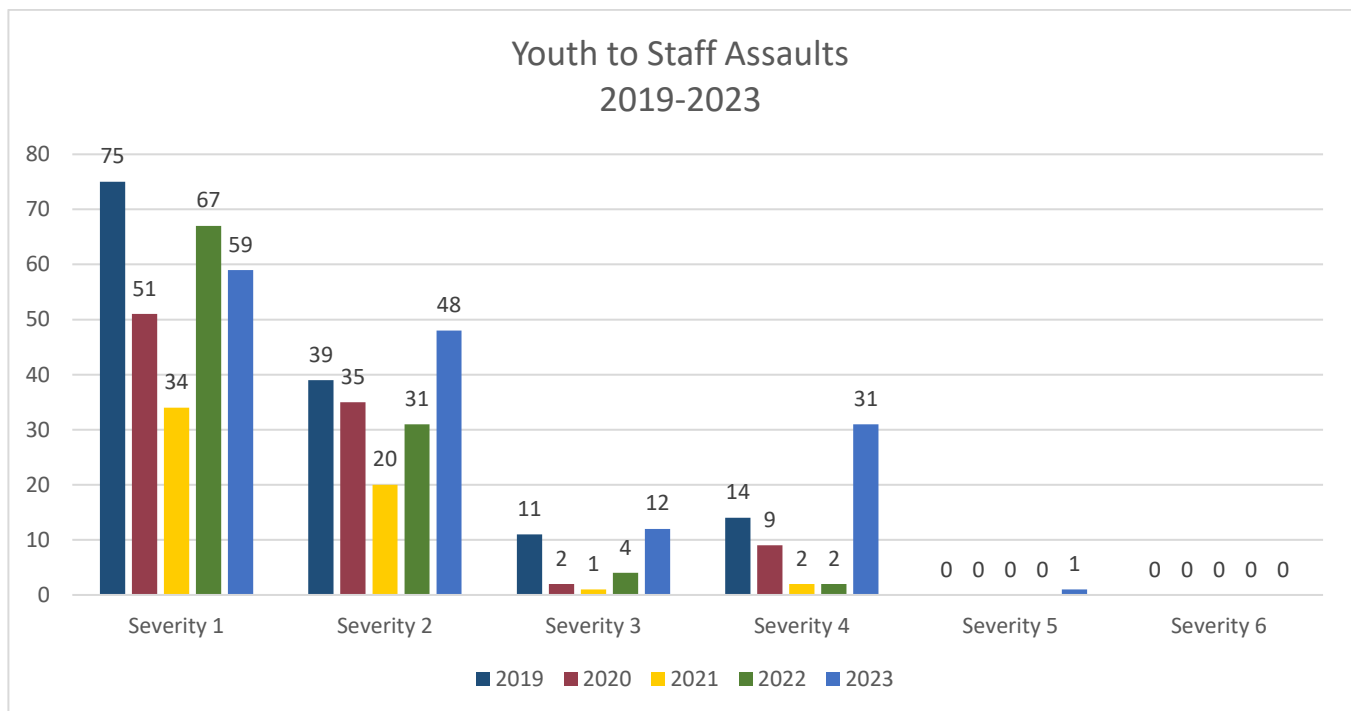
Assaults

The next two graphs shows the total number of youth to staff and youth to youth assaults. This includes aggravated assault and fighting. For clarification purposes, even a push to a staff member would fall into the Severity 1 category.

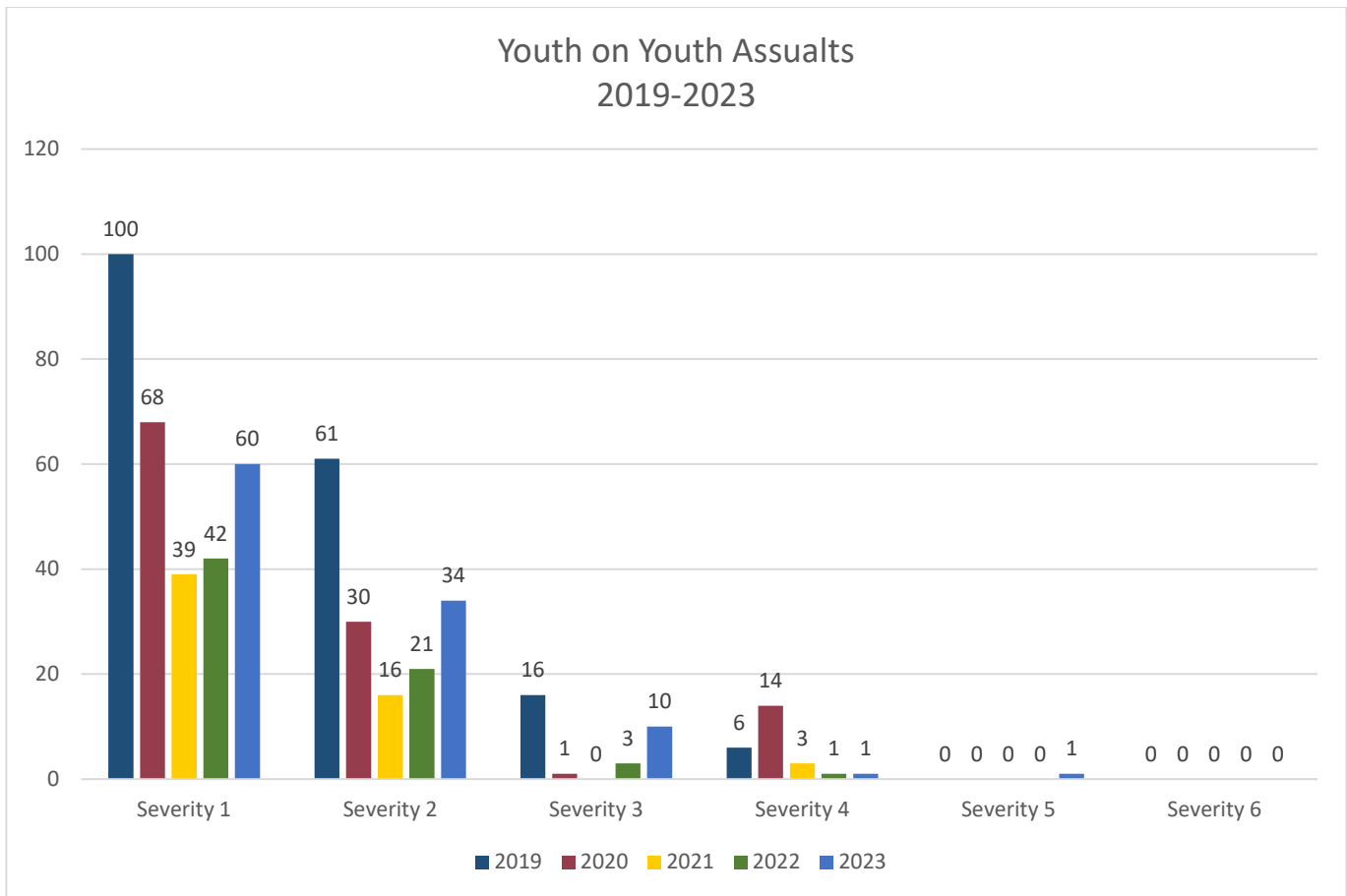
The DHHS youth facilities rate assaults utilizing an Injury Severity Rating Scale.

RATING	DEFINITION
#1	No visible injury or pain
#2	Injury or pain requiring first aid treatment only
#3	Injury or pain requiring on-campus medical treatment beyond first aid
#4	Injury or pain requiring assessment/treatment as an outpatient off-campus
#5	Injury or pain requiring assessment/treatment as an inpatient off-campus
#6	Injury resulting in death

Youth to Staff Assaults



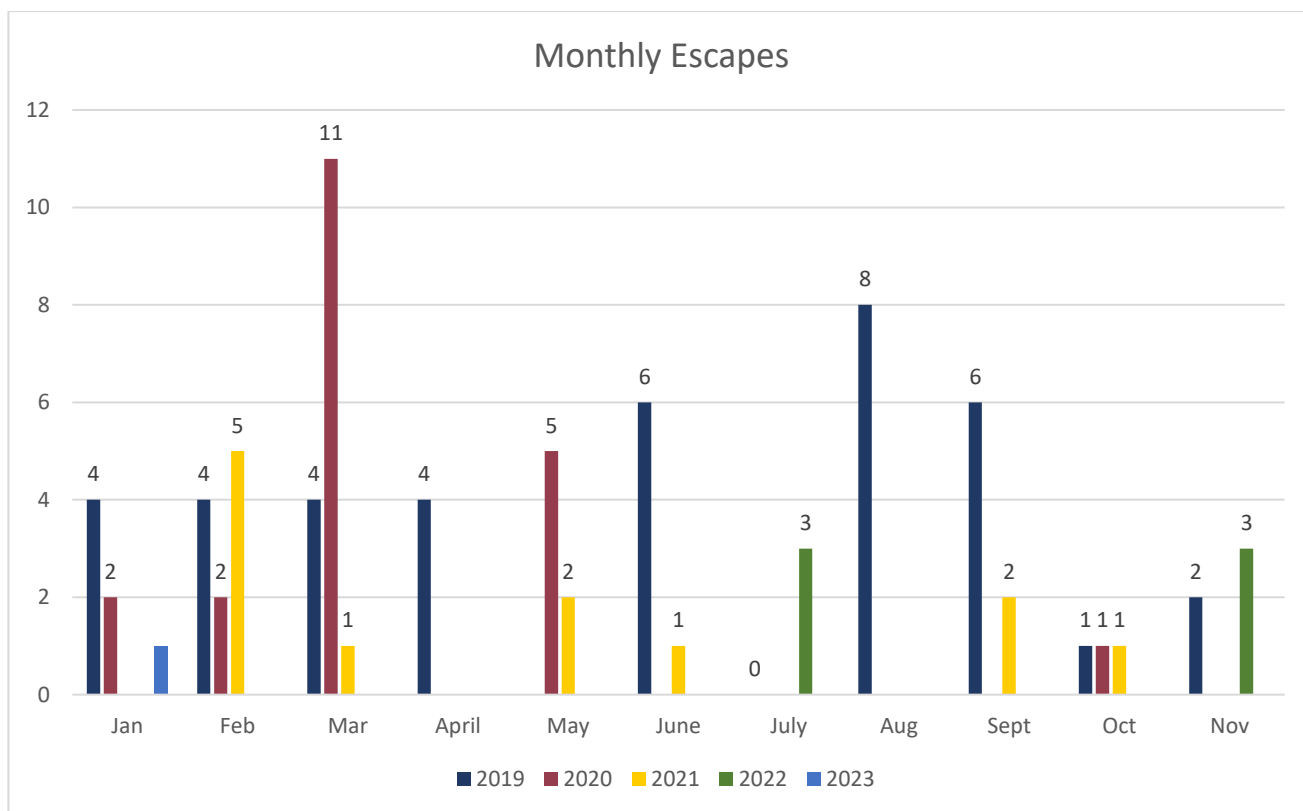
Youth to Youth Assaults



Escapes

The graph below shows the total number of escapes from the Youth Rehabilitation and Treatment Centers from January 2019 to November 2023. This is information from YRTC-Kearney, YRTC-Hastings and YRTC-Lincoln.

Since the female juveniles were moved to YRTC-Hastings, there have been only two instances of an escape, in October 2021 and September 2023. YRTC-Lincoln had one instance of escape in December 2023. There have been 11 escapes at YRTC-Kearney in 2023.



Confinement

The confinement graph shows the average hours each youth spent in confinement for 2023. This includes confinement under one hour and over one hour. All confinement data is tracked in hours and minutes.

The average confinement for YRTC-Hastings is 4.6 hours, YRTC-Kearney 7.1 hours, and YRTC-Lincoln 4.7 hours.

